

THE ESSENTIALS

ELECTRIC POWER IS UP AND RUNNING



PELLENC

THE PIONEER OF ELECTRIC POWER

33 YEARS

OF EXPERTISE
in electrical technology

AN INNOVATIVE GROUP
DEDICATED TO
BOOSTING PERFORMANCE

1,169

PATENTS REGISTERED

33

AWARDS SINCE 2010,
attesting to the excellence
of the products in the GCT range

47 YEARS OF INNOVATION

1973

FOUNDING OF THE COMPANY

1ST

GLOBAL MANUFACTURER
to offer lithium-ion* battery power tools
for green space professionals

AN INTERNATIONAL
NETWORK

800

ACCREDITED DISTRIBUTORS
WORLDWIDE

55

DISTRIBUTOR COUNTRIES

19

SUBSIDIARIES

1,700

EMPLOYEES

€290M^{IN}

SALES IN 2019

AWARDED THE LABEL

VITRINE DU FUTUR
[WINDOW TO THE FUTURE]



PRODUCTIVITY

PRIZE

at the 2018 *Trophées des Usines*
factory awards

INDUSTRIAL PERFORMANCE

In 2018, PELLENC was awarded the *Vitrine du Futur* [Window to the Future] label and won the Productivity Prize at the *Trophées des Usines* factory awards for its lean management, kitting, and production line digitalisation initiatives. These achievements have made Pellenc a benchmark and a long-term partner for future advances in manufacturing.

SALES PITCH FOR THE PELLENC NETWORK SALES FORCE

The information in this document relating to tools, accessories, and replacement parts is subject to change.

The entire catalogue is protected by French and international copyright and intellectual property laws. All reproduction rights are reserved, including any icons and photographs presented herein. The reproduction of all or part of this catalogue on any electronic or paper medium whatsoever is strictly prohibited without the express authorisation of the director of publication. The technical specifications and photographs are provided for information only and are in no way contractually binding.

*For the product range intended for maintaining green spaces

RECYCLING

Waste management will be a major issue in the coming years. With natural resources becoming depleted, we must move towards increased utilisation of secondary raw materials from recycling.

You have a responsibility to contribute to recycling at your point of sale, make sure you properly manage the storage and collection of your batteries and tools at the end of their life.

As a distributor of Pellenc and other brands of electrical equipment, consider outfitting yourself with storage and transport facilities for your batteries, such as those made available by the French agency SCRELEC.



Contact your local eco-organisation to make arrangements for the collection of your equipment. There is an eco-organisation for the recovery of tools and batteries in each country.

ECO-ORGANISATIONS FOR THE RECOVERY OF BATTERIES AND ACCUMULATORS:

- GRS - Batterien** in Germany
- BEBAT** in Belgium
- COBAT** in Italy
- SCRELEC** in France
- STIBAT** in the Netherlands
- INOBAT** in Switzerland

ECO-ORGANISATIONS FOR THE RECOVERY OF WASTE ELECTRICAL AND ELECTRONIC EQUIPMENT:

- RIGK** in Germany
- CIRMI** in Italy
- RECUPEL** in Belgium
- ECOLOGIC** in France
- VERENIGING ICT** in the Netherlands
- SWICO** in Switzerland

HOW DOES IT WORK?

COLLECTION

In France, for example, simply make a request for the collection of the equipment and Screelec will appoint a carrier to pick up the batteries or tools within 15 working days.

The storage containers are then sent to a grouping centre and on to a recycling/recovery centre.




27 YEARS OF EXPERIENCE IN BRUSHLESS MOTORS

BRUSHLESS motors wholly manufactured by PELLENC are highly efficient and hardy. Efficiency is the ratio between the output power and the energy drawn from the battery.



PRODUCTIVE

93% efficiency



BATTERY LIFE

boosted



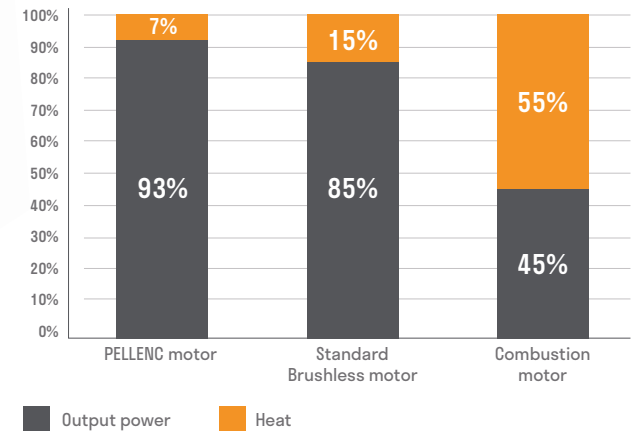
EXTENDED LIFE SPAN

Very low wear



HIGH-PERFORMANCE

EFFICIENCY COMPARISON: PELLENC MOTORS ACHIEVE 93% EFFICIENCY.



MANAGING HEAT:

BATTERIES

The heat uses up power capacity unnecessarily. PELLENC provides 8% (=15%-7%) of additional motor efficiency capacity, which lets the user keep working for longer.

BATTERIES > 15 YEARS OF FIELD EXPERIENCE



FRENCH DESIGN



POWERFUL

Best integrated capacity/weight ratio



MULTIFUNCTION

Compatible with all PELLENC tools since they were first manufactured



ENVIRONMENTALLY FRIENDLY

Zero CO₂ emissions
80% recyclable battery



DURABLE

The leading service life on the market, with 80% of initial capacity after 800 or 1,300 complete cycles, depending on the range.



HARDY



COMPACT



High-quality lithium-ion cells, ultra-compact assembly system



Electronic circuit board for managing charging and discharging, protected by waterproof casing

Natural ventilation system to deliver more power continuously

Weldless connections

SERVICE LIFE: PELLENC AND LITHIUM-ION ENERGY

1. New cells that are highly resistant to charging and discharging cycles

At the heart of the battery, the lithium-ion cell was chosen for its available energy capacity and its service life. The cells are sensitive to the level of charge: too low a charge and the cells die, too high a charge and they become unstable.

2. High-performance electronic management

Charging must stop before one of the cells becomes unstable. The other cells will not necessarily be fully charged, and the capacity will be reduced.

5 YEARS OF UPSTREAM TEST

simulations in harsh usage conditions by PELLENC

BALANCE SYSTEM

A high-performance electronic management and balancing system that guarantees balanced charging of all the battery cells

MULTIFUNCTION



3-YEAR WARRANTY*
ON PELLENC BATTERIES



*3rd year of warranty free of charge by signing up at <https://guarantee.pellenc.com> within 3 months of the date of purchase.

3. Cell assembly

The assembly of the cells affects the life of the batteries. They must withstand the vibrations and impacts inherent to professional use.

WELDLESS CONNECTION PROCESSES

Weldless, suitable for professional use.

4. Batteries that last - accurate diagnostics and repairability

An annual diagnostic is recommended for proper maintenance of professional equipment and appropriate recommendations for use.

REPAIRABILITY

Our professional batteries are repairable and built to last, in contrast to the concept of programmed obsolescence.

LONG-TERM SAVINGS

COST OF USING A PELLENC PRODUCT

PELLENC power tools are a great investment, and quickly pay for themselves.

We calculated the break-even point of a PELLENC tool relative to an equivalent petrol tool, taking into account:

- The cost of recharging a battery per day worked
- The cost of the petrol or alkylate-based mixture per day worked

CALCULATE THE RETURN ON INVESTMENT FOR A BRUSH CLEARING SOLUTION

 **€16,780**

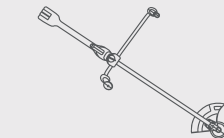
YEAR 3	€5,400
YEAR 2	€5,400
YEAR 1	€5,400
EQUIPMENT	€580

Petrol brush cutter
Alkylate

 **€6,340**

YEAR 3	€1,920
YEAR 2	€1,920
YEAR 1	€1,920
EQUIPMENT	€580

Petrol brush cutter
Petrol or mixture



 **€3,067**

YEARS 1, 2, AND 3	€50.40/YEAR
EQUIPMENT	€2,916

EXCELION 2000 with strap +
TAP CUT + ULiB 1500 battery +
cable + 3.75A charger
+ comfort harness

THE 

**A PELLENC TOOL IS MORE
COST-EFFECTIVE THAN A PETROL TOOL
FOR PROFESSIONAL USE.**



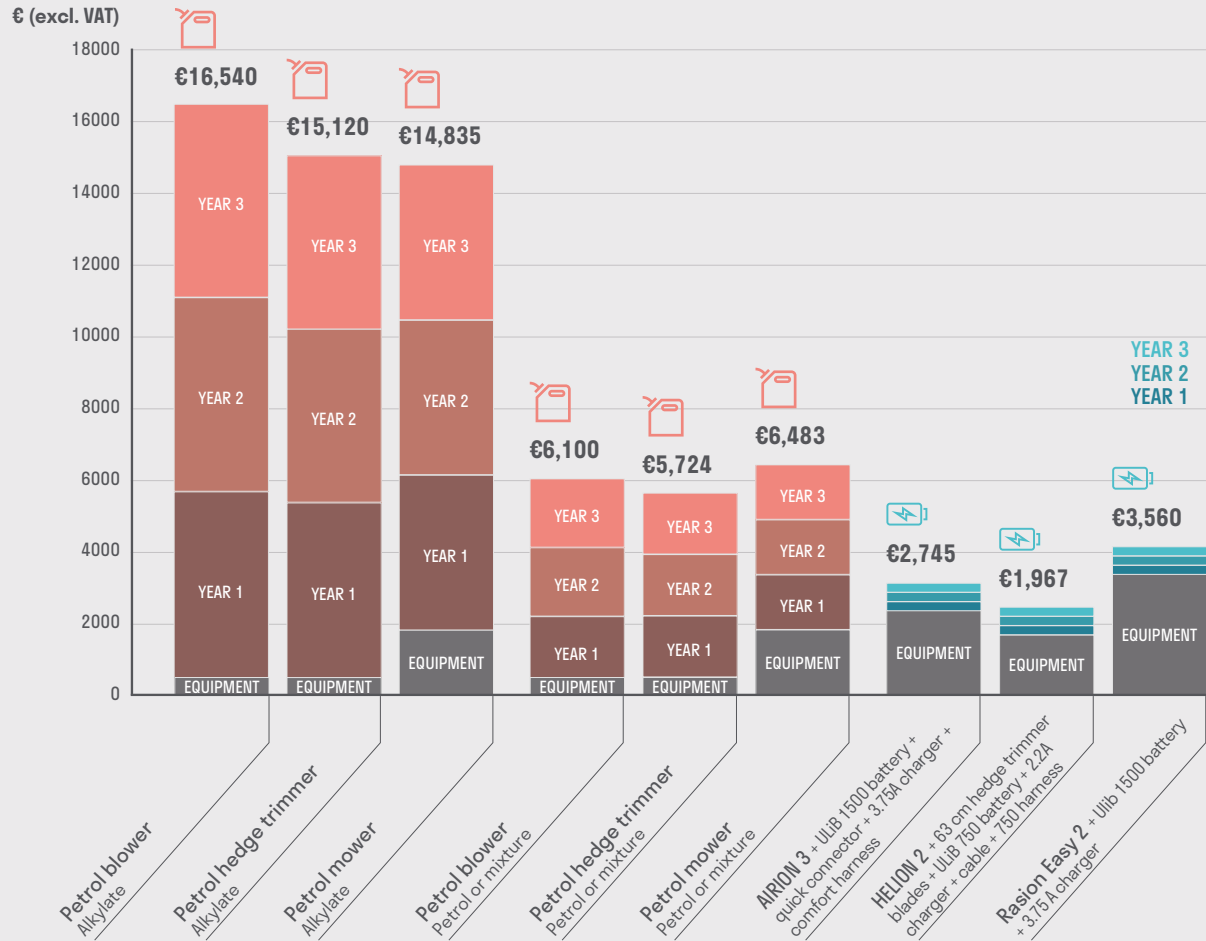
DATA USED

- Battery charging: €0.21
- Petrol blend: €1.60/litre
- Alkylate mixture: €4.50/litre
- Daily consumption: 5 litres
- Petrol blend cost per day: €8
- Alkylate mixture cost per day: €22.50
- Days worked/year: 240

Note: maintenance and management costs are not included in this calculation. These fixed costs are higher for petrol tools.

RAPID RETURN ON INVESTMENT

CALCULATE THE RETURN ON INVESTMENT FOR A BRUSH CLEARING SOLUTION



SAVINGS WITH EACH USE

€7 / DAY

Difference between the cost of petrol per day and the cost of battery charging

100 LITRES PER MONTH

savings in petrol or alkylate-based mixture

A RANGE OF MULTIFUNCTION BATTERIES



ULiB 1500

 RASON RANGE mowers	 CLEANION sweeper	 AIRION 3 blower	 EXCELION 2000 & EXCELION ALPHA brush cutter and grass cutter	 HELION & HELION ALPHA hedge trimmers	 CULTIVION soil cultivator	 SELION RANGE chainsaw pruners
5 HRS*		6 HRS*		Up to 3 days*		
Battery life →						



ULiB 1200

 RASON RANGE mowers	 CLEANION sweeper	 AIRION 3 blower	 EXCELION 2000 & EXCELION ALPHA brush cutter and grass cutter	 HELION & HELION ALPHA hedge trimmers	 CULTIVION soil cultivator	 SELION RANGE OF chainsaw pruners
4 HRS*		5 HRS*		UP TO 2.5 DAYS*		
Battery life →						



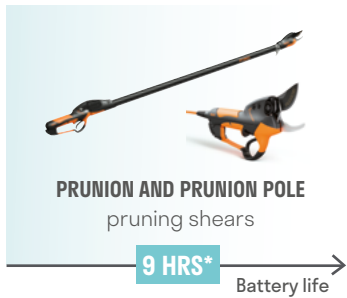
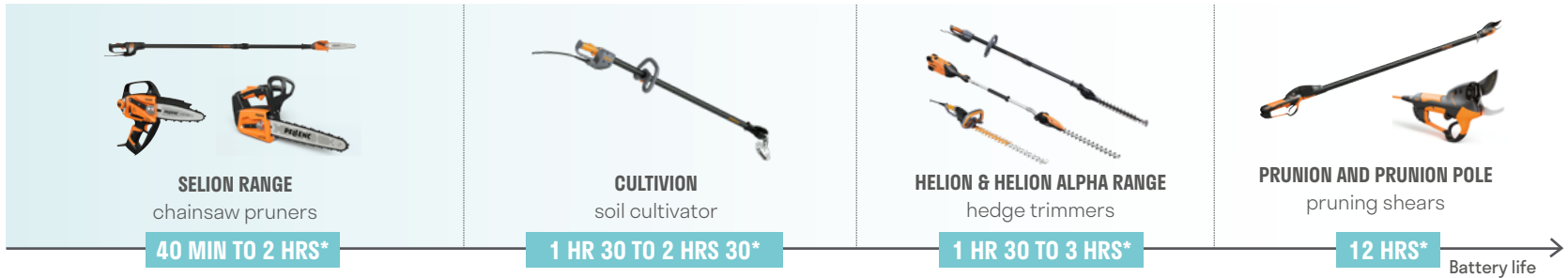
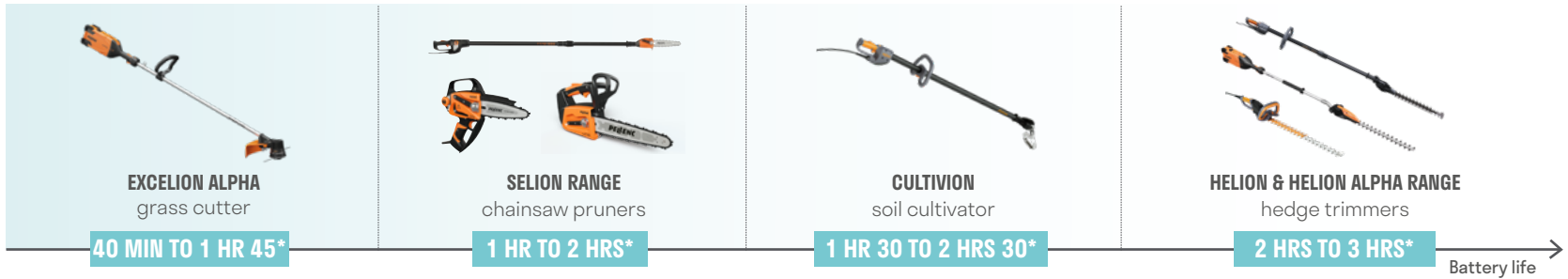
ULiB 750

 RASON RANGE mowers	 CLEANION sweeper	 AIRION 3 blower	 EXCELION 2000 & EXCELION ALPHA brush cutter and grass cutter	 HELION & HELION ALPHA hedge trimmers	 CULTIVION soil cultivator	 SELION RANGE OF chainsaw pruners
2 HRS 30*		3 HRS*		UP TO 1.5 DAYS*		
Battery life →						



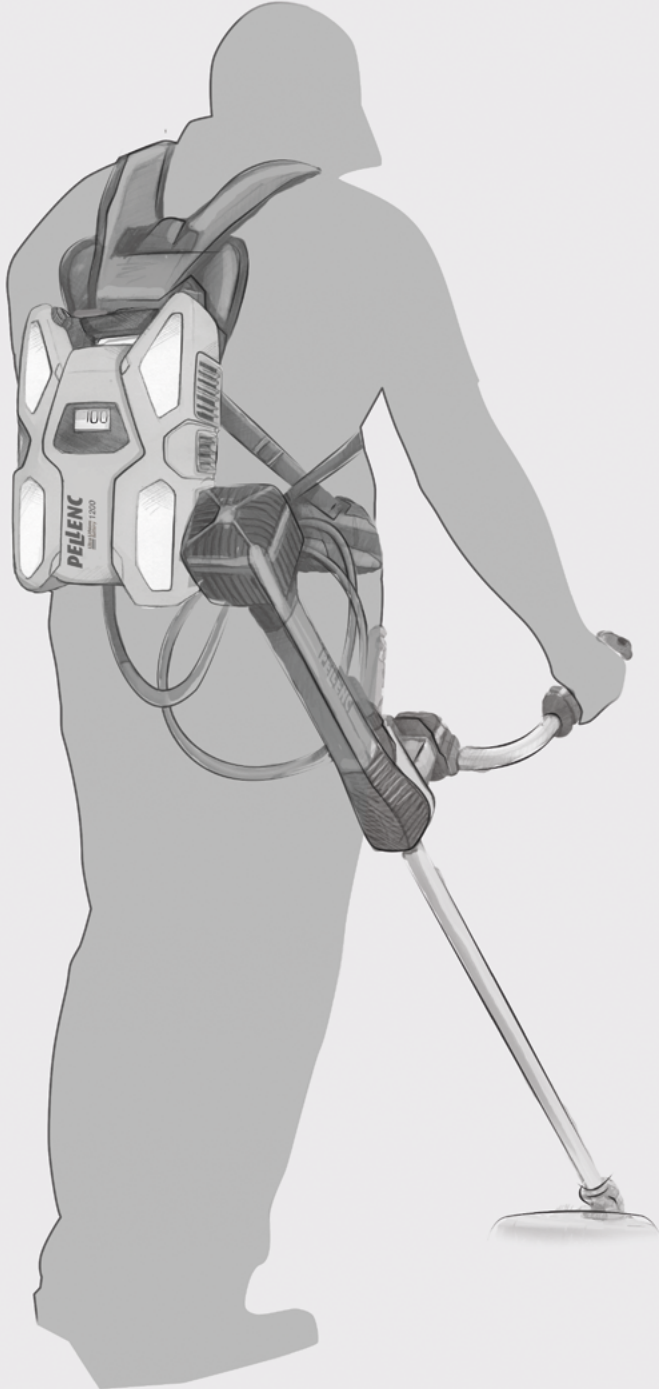
ALPHA 520

 EXCELION 2000 & EXCELION ALPHA brush cutter and grass cutter	 AIRION 3 blower	 RASON RANGE mowers	 SELION RANGE OF chainsaw pruners	 HELION & HELION ALPHA hedge trimmers	 CULTIVION soil cultivator	
1 HR 30 TO 3 HRS 30*	2 HRS*		4 HRS TO 5 HRS*	4 HRS TO 6 HRS*		
Battery life →						



* Total working time for average professional use.
This time includes tool stoppages inherent to the job.

IDENTIFY THE BATTERY THAT MEETS YOUR USERS' NEEDS



	ALPHA 260	ALPHA 520	ULiB 750	ULiB 1200	ULiB 1500
Power	★★	★★★★★	★★★	★★★★★★	★★★★★★
Capacity	★	★★	★★★★	★★★★	★★★★★★
Ergonomics	★★★★★	★★★★★	★★★★★★	★★★★★	★★★

A BATTERY OF ADVANTAGES



FEATURES	150P	250	ALPHA 260	ALPHA 520	ULiB 750	ULiB 1200	ULiB 1500
Weight (without harness) - kg	0.845	1.68	2.5	3.6	4.5	6.3	7.5
Voltage - (V)	43.2	43.2	43.2	43.2	43.2	43.6	43.6
Capacity - Ah	3.0	5.8	6	12	17.25	28	35
Stored energy - Wh	130	250	260	520	745	1,221	1,527
Average service life - Cycles	800	1,000	800*	800*	800**	1,300**	1,300**
Charging time to 100% - hrs	8 hrs (0.4 A)	5 hrs (1 A)	3 hrs 45 (2.2 A) 2 hrs 45 (3.75 A)	6 hrs 30 (2.2 A) 4 hrs 30 (3.75 A)	9 hrs (2.2 A)	10 hrs (3.75 A)	12 hrs (3.75 A)
Quick charge to 100% 7.6 Ah Quick charger	-	-	(70%) 0 hr 30 (100%) 1 hr 45	(70%) 1 hr (100%) 2 hrs 30	(70%) 1 hr 30 (100%) 3 hr 15	(90%) 4 hrs (100%) 5 hrs 30	(90%) 5 hrs (100%) 7 hrs

ACCESSORIES

STORAGE BOX



Storage box that can carry one or more batteries + 1 charger.

Ref. 118544

ALPHA CHARGING DOCK



Wall kit for charging Alpha batteries.

Ref. 56 57240

ADAPTER PLATE



Adapter plate for the 700 or 1100 battery on the comfort harness.

Ref. 56 139091

ALPHA HARNESS



The harness lets the user carry Alpha batteries on their back and power other PELLENC tools. Weight: 1.4 kg

Ref. 56 57194

COMFORT HARNESS



Comfort harness for the 750, 1200, and 1500 batteries that can be adapted to the 700 and 1100 batteries using an adapter plate. Weight: 1.5 kg.

Ref. 56 57183

750 HARNESS



Specifically developed for the 750 battery and its featherlight weight. Without a belt, for more comfortable pruning. Weight: 0.8 kg

Ref. 56 57257

* On slow or quick charging. ** On slow charging only.

ULiB 750 BATTERY

NEW



WATERPROOF
BATTERY

3-YEAR WARRANTY*
ON PELLENC BATTERIES



*3rd year of warranty free of charge by signing up at <https://guarantee.pellenc.com> within 3 months of the date of purchase.



ERGONOMIC

- Lightweight <4.5 kg.
- 166 Wh/kg, an exceptional capacity per kg ratio.
- Slim profile - pruning.
- Easy Clip system, double safety attachment - pruning.
- Backlit display with menu, battery life to the nearest %.
- Night visibility.



DURABLE

- 80% of their initial capacity after 800 charging cycles (i.e. 800 full charges/discharges).
- Stacked assembly of high-quality lithium-ion cells.
- Retrieved, recycled, and recovered by the competent eco-organisations.



PRODUCTIVE

- 745 Wh for 17.25 Ah and 43.2 V.
- Battery life: 2hrs 30 with the Rasion 2 mower range, up to 1.5 days with a HELION 2 hedge trimmer.
- IP 54 sealing allows working in the rain.



COST EFFECTIVE

- Daily cost €0.11* (excl. VAT).
- Over a duration of 800 cycles, work equivalent to 2,800 litres of petrol.

*rate corresponding to the cost of €0.14/kWh in France (excl. VAT).

FEATURES	ULiB 750	
Weight without harness - kg	4.5	
Compatible chargers	2.2 A	7.6 A
Recharging to 100%	9 hrs	3 hrs

ACCESSORIES

AVAILABLE AS AN OPTION

	Connector cable REF. 56 57239
	Quick connector cable REF. 56 57238
	2.2 A charger REF. 56 57230
	3.75 A charger REF. 56 57212
	7.6 A Quick charger REF. 56 57213




Tool connector with protected contacts



Ergonomic handle, easy to transport
Quick-clip system on the harness

PELLENC patent



Stacked assembly of lithium-ion cells for greater compactness.



Upper ON/OFF button

Charging



Battery display

Backlit with an hour counter for each type of tool

Ultra-slim battery

Lower ON/OFF button



Double safety attachment specially designed for pruning work.



Reversible battery

Tool connection at the top or the bottom.

[▶ 3D animation video](#)

[▶ Marketing video](#)

ULiB 1500 AND 1200 BATTERIES



WATERPROOF BATTERY

3-YEAR WARRANTY*
ON PELLENC BATTERIES



*3rd year of warranty free of charge by signing up at <https://guarantee.pellenc.com> within 3 months of the date of purchase.



ERGONOMIC

- 203.60 Wh/kg, the best integrated capacity per kg on the market (ULiB 1500).
- 1,527 Wh for only 7.5 kg (ULiB 1500).
- Backlit display with menu, battery life to the nearest %.
- Night visibility.



DURABLE

- 80% of their initial capacity after 1,300 charging cycles (one cycle = one full charge/discharge).
- Ultra-compact assembly system for high quality lithium-ion cells.
- Retrieved, recycled, and recovered by the competent eco-organisations.



PRODUCTIVE

- 1527 Wh for 35 Ah and 43.62 V.
- 1221 Wh for 28 Ah and 43.62 V.
- Battery life: 5 hrs with the Rasion 2 lawnmower > 3 days with a HELION 2 hedge trimmer.
- IP 54 sealing allows working in the rain.



COST EFFECTIVE

- Daily cost €0.21* (excl. VAT).
- Over a duration of 1300 cycles, work equivalent to 7000 litres of petrol.



X3

Innovation Award, SMCL Exhibition for French Mayors and Local Authorities 2017
Sustainable Development Award, Paysalia Trophies 2017
Innovation Award, SETT d'or 2017

FEATURES	ULiB 1500		ULiB 1200	
Weight without harness - kg	7.5		6.3	
Chargers	3.75 A	7.6 A	3.75 A	7.6 A
Recharging to 100%	12 hrs	7 hrs	10 hrs	5 hrs 30
Recharging to 90%	10 hrs 30	5 hrs	8 hrs 30	4 hrs

ACCESSORIES

AVAILABLE AS AN OPTION

FROM SPRING 2020 ALL BATTERIES WILL BE SOLD WITHOUT A CABLE OR CHARGER.



Connector cable
REF. 56 57239



Quick connector cable
REF. 56 57238



3.75 A charger
REF. 56 57212



7.6 A Quick charger
REF. 56 57213





[▶ Tutorial video](#)

[▶ 3D animation video](#)

[▶ Marketing video](#)



Easy Clip system:

Clip on and release the battery with one hand.



Reversible battery on its comfort harness

Tool connection at the top or the bottom.

ALPHA 520 & 260 BATTERIES



**WATERPROOF
BATTERY**

3-YEAR WARRANTY*
ON PELLENC BATTERIES



*3rd year of warranty free of charge by signing up at <https://guarantee.pellenc.com> within 3 months of the date of purchase.



POWERFUL

Keep powerful tools running with their lithium-ion cells

- 260 Wh for 6 Ah and 43.2 V.
- 520 Wh for 12 Ah and 43.2 V.



ADAPTABLE

Batteries integrated into tools that can be adapted to backpack battery solutions to power other PELLENC tools



ERGONOMIC

Connect to tools with a single click — switch it on and it's ready to go



BATTERY LIFE

Long battery life and durability in this integrated solution for professionals

FEATURES	ALPHA 260	ALPHA 520
Weight (without harness) - kg	2.5	3.6
Charging time - hrs	Depending on charger	Depending on charger
2.2 A charger (70%/100%)	2 hrs / 3 hrs 45	3 hrs 45 / 6 hrs 30
3.75 A charger (70%/100%)	1 hr 15 / 2 hrs 45	2 hrs 30 / 4 hrs 30
7.6 A Quick Charger (70%/100%)	0 hrs 30 min / 1 hr 45 min	1 hr / 2 hrs 30
Average service life: number of charge cycles*	800	800
Compatibility with the tool	Yes, excluding Rasion and Excelion	Yes

With PELLENC, the number of cycles corresponds to the moment when the battery has lost 20% of its capacity. It can still be used nonetheless.

The use of Alpha batteries with the following energy-consuming tools: Excelion 2000, Airion, Selion C21, Rasion, can potentially cause short stoppages in intensive conditions. A battery with a larger capacity, such as the ULiB 1200 or 1500 is recommended for those tools.

ACCESSORIES

AVAILABLE AS AN OPTION



2.2A charger
REF. 56 57230



7.6A Quick charger
REF. 56 57213



Alpha harness
(weight: 1.4 kg without cord)
REF. 56 57194



Charging dock: wall kit for charging.
REF. 56 57240

PETROL HAS RUN ITS COURSE!
INTEGRATED BATTERIES RANGE



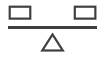
[▶ Tutorial video](#)

[▶ Marketing video](#)

ERGONOMIC HARNESSES

BATTERY CARRYING

FRENCH DESIGN



ERGONOMIC

Comfort
Intuitive set-up
Adapts to all body types and working habits



TOUGH

Designed for intensive professional use.



Designed in partnership with extreme hiking professionals



FEATURES	Comfort harness	750 harness	ALPHA harness
Weight - kg	1.5 kg	0.8 kg	1.4 kg
Battery compatibility	750, 1200, 1500. With adapter plate: 700, 1100	750	260, 520

ACCESSORIES	AVAILABLE AS AN OPTION
	CARRYING STRAP FOR AIRION 3 REF. 137018
	EXCELION 2000 adapter kit REF. 135500
	700 or 1100 battery adapter plate for the comfort harness. REF. 139091
	Quarter turn clip for adapter cord. REF. 133621

750 HARNESS



1. Support for cord hook or quick connector
2. Return strap for holding the battery securely on the back
3. Chest strap compatible with the brush cutter **PELLENC patent**
4. Extension strap for adjusting the battery weight on the hips

5.  **New** Adjustable battery height. 7-level lever for all body types and all types of work

COMFORT HARNESS



6. Stand for holding the harness upright
7. Ultra thick X-shaped belt with quick tightening/loosening **PELLENC patent**
8. Ultra thick belt with quick tightening/loosening
9. Back adjustment
Rotating pivot between the shoulder blades: the shoulders are unimpeded, and the battery stays in place

 [Comfort harness Video tutorial](#)

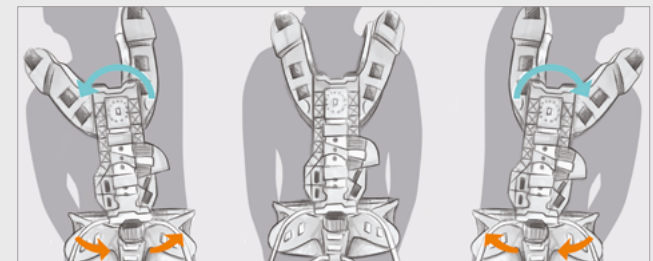
 [ALPHA harness Video tutorial](#)

ALPHA HARNESS



Back adjustment (comfort harness)

Rotatable pivot between the shoulder blades: the shoulders are unimpeded, the battery stays in place.



POWER CONVERTOR CONVERTER



AUTONOMY

Autonomy at all your work sites
Uses the power of PELLENC batteries



MULTIFUNCTION

Compatible with tools and devices that use mains current $\leq 1000W$ (drills, angle grinders, etc.)
Compatible with all PELLENC batteries.



COMPACT

THE PRICE IS COMING DOWN IN 2020!

ACCESSORIES

AVAILABLE AS AN OPTION



Alpha Ulib 1200-1500
adapter cord
REF. 56 57239

FEATURES

Rated power - W	1,000	
Maximum power - W	2,000	
Input voltage - VDC	36 - 52	
Maximum input power - A	55	
Output voltage (VAC +/- 5% pure sine wave)	230	
Output power at 1000 W max. - A	4.5	
Output frequency - Hz	50	60
Battery compatibility	250 - 400 - 700 - 750 - 1100 - 1200 - 1500	



“The Power Converter converts the direct current from the battery into a maximum of **230 V/1000W** alternating current.”



[Tutorial video](#)

CHARGING STATION

FOR MANAGING ALL YOUR BATTERIES



OPTIMISED TIME

- Centralises battery management
- Continues or defers battery charging
- User-friendly touchscreen interface
- Quick visualisation of the battery charge level*



CONNECTED

- Customisable configuration: price of petrol, conversion rates, etc.
- Several cabinets can be connected together
- Statistical data sent by email (over Wi-Fi)



SAFE

- Neat battery charging area
- No power strips



COST EFFECTIVE

- 10 batteries can be charged simultaneously—including 2 at maximum speed—during off-peak hours.

FEATURES	
Capacity	10 battery chargers (including a maximum of 2 quick chargers)
Dimensions (L x H x W) - cm	81 x 98 x 39
Weight without charger - kg	75
Weight with 10 chargers - kg	90

ACCESSORIES	AVAILABLE AS AN OPTION
	Holder kit for the 400 BATTERY, including clips, for wall mounting. REF. 135162
	Holder kit for the 700 or 1100 BATTERIES, including clips, for wall mounting. REF. 120394 + 120391
	Holder kit for the 750, 1200, or 1500 BATTERIES, for wall mounting. REF. 135161
	Alpha charging dock: wall kit for charging. REF. 56 57240

* Some "old generation" batteries, known as "non-communicating" batteries, do not allow the feedback of information such as the battery charge rate in the app.

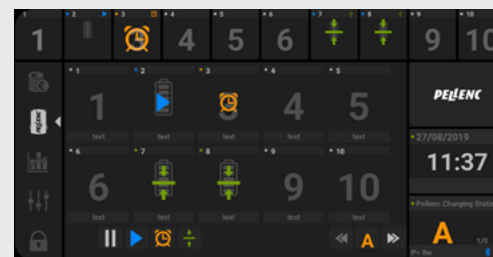
▶ Tutorial video

▶ 3D animation video



Viewable data:

- Actual consumption of the cabinet
- Savings in CO₂ compared to a petrol-driven tool
- Savings in euros compared to a petrol-driven tool
- Manually send the charging report over Wi-Fi

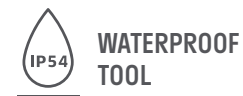


Real-time battery management:

- Charge one or more batteries ▶
- Put one or more batteries on deferred charging ⌚
- Pause the charging ⏸
- Maintain the charging of one or more batteries ⚡

RASION 2 NEW

RANGE OF MOWERS FOR PROFESSIONALS



2-YEAR WARRANTY



PRODUCTIVE

Perfect mowing with dual blades
Cutting width: 60 cm
IP 54 waterproofing enables working in the rain



DURABLE

No fuel management/consumption.
Makes it possible to work in populated areas at any time of day.



BATTERY LIFE










Up to 5 hours mowing or 5,400 m² with the 1500 battery



ERGONOMIC

Quiet: 93 dB at max. power
Extremely low vibration rate: 0.7 m/s²
Ease of handling: Zero Turn
Lightweight: less than 30 kg
Easy adjustment of the cutting height

ACCESSORIES AVAILABLE AS AN OPTION

	<p>Cable for connecting the 750, 1200, or 1500 battery to the Rasion Basic 1 REF. 56 57239</p>		<p>Holder kit for the Alpha 520 battery REF. 56 57194</p>		<p>Mulching kit REF. 57154</p>
	<p>Cable for connecting the 400, 700, or 1100 battery to the Rasion Easy 2 or Smart 2 REF. 56 57245</p>		<p>Adapter plate for the 700 and 1100 batteries REF. 139091</p>		<p>RASION universal/mulching blades kit (as standard on Rasion Basic 1, available as an option on Rasion Easy 2 and Smart 2) REF. 134104</p>
	<p>Holder kit for the 750, 1200, and 1500 BATTERIES (as standard) REF. 135161</p>		<p>Holder kit for the 400 BATTERY, including clips REF. 135162</p>		<p>RASION collection blades kit (as standard on Rasion Easy 2 and Smart 2, available as an option on Rasion Basic 1) REF. 131404</p>


THE ADVANTAGES OF PELLENC



Silent wheel motor

NEW Directly driven Brushless wheel motor. 91 dB at cutting speed 3 and 93 dB at maximum power

▶ Wheel motor
3D animation video



Optimised automatic unblocking system

Reverse rotation of the blades. Allows excess grass to be removed from the housing while keeping the mower running.



Heat dissipation

NEW IMS circuit board* derived from LED technologies. Increases the electronic capacity and improves heat exchange, while extending the limits of the machine.

▶ IMS circuit board
3D animation video



Ease of handling

The Zero Turn assisted handling system making it easy to turn 180° thanks to the front swivel wheels and the reverse rotation of the rear wheels.

NEW 40 mm non-slip and notched single front wheels for easy stability and smooth running.

NEW 2 front-wheel locking positions: swivel wheels or guided steering to manage slopes.



Cutting adjustment

Centralised cutting height adjustment: manual or electronic from 25 to 75 mm.

Compact

Storage and cleaning position.



ICC** infra-red vegetation detector

*Insulated Metallic Substrate

**Intelligent Cutting Control - PELLENC patent

“THE LIGHTEST OF PROFESSIONAL-GRADE MOWERS.”

COMPARISON	BASIC 1	EASY 2	SMART 2
Cutting width	60 cm		
Flexible grassbox	70 litres		
Weight without battery, without grassbox	25 kg	28 kg	30 kg
Battery life with the ULiB 1500 battery	5,400 m ²		
Maximum cutting power	1,100 W	1,600 W	
Guaranteed sound power level (L _{WA}) - dB(A)	92 dBA	93 dBA	
Sound pressure level (L _{pA}) - dB(A)	84 dB	83.5 dB	
Vibrations (a _h)	0.7 m/s ²		
Collection blades as standard	Universal blades	2	
Blade speeds	4 or 3	4 or 3 + ICC* available as an option	4(4+1 ICC*)
Rotational speed of the blades	3,000 to 5,000 rpm		
ICC* infra-red vegetation detector	No	Available as an option	Yes
Boost --> 5,000 rpm	Yes		
6 cutting heights	25/35/45/55/65/75 mm		
Centralised height adjustment	Manual		Electronic
Mulching kit	Available as an option		
Ground speeds	Pushed	Self-propelled 2/3/4/5 km/h	
Front wheel locking	Free or locked position		
Casing	Cast aluminium		
LED control panel	No		Yes
Zero Turn	Yes		
Immobiliser in vertical position	Yes		
Automatic unblocking mode	No	Yes	
Parking brake	Manual		Electric (semi-automatic)
IP54 sealing	Yes		

RASION SMART 2 SELF-PROPELLED MOWER



RASION EASY 2 SELF-PROPELLED MOWER



Electronic adjustment of the cutting height and parking brake

ICC* vegetation detector (available as an option on the EASY 2)

PELLENC patent

Zero Turn



New

IMS** circuit board derived from LED technologies. Increases the electronic capacity and improves heat exchange, extending the limits of the machine.

Manual adjustment of the cutting height and parking brake

RASION BASIC PUSH MOWER



- [▶ Marketing video](#)
- [▶ SMART 2 Tutorial video](#)
- [▶ SMART 2 3D animation video](#)
- [▶ EASY 2 Tutorial video](#)
- [▶ EASY 2 3D animation video](#)

*Intelligent Cutting Control - PELLENC patent
**Insulated metallic substrate

EXCELION 2000

BRUSH CUTTER

2-YEAR WARRANTY



ERGONOMIC

Perfect balancing for better comfort

Reduced vibrations with the planetary gear and TAP CUT 2 cutting head kit.



MULTIFUNCTION

A head for each application



LIGHTWEIGHT

25% lighter than a petrol brush cutter.











PRODUCTIVE

Designed for intensive brush clearing

FEATURES

Cutting diameter - mm	340
Tool weight with cutting head or other - kg	6
Max. power - W	2,000
Max. rotational speed - rpm	2,000 to 6,200
Sound pressure level (L_{pA}) - dB(A)	84
Guaranteed sound power level (L_{WA}) - dB(A)	93
Compatible wire diameters - mm	2.4 and 3
EXCELION 2000 carrying kit for the comfort harnesses REF. 135500	-

ACCESSORIES	AVAILABLE AS AN OPTION
	TAP CUT 2 kit: planetary gear and TAP CUT 2 universal head REF. 53 57210
	TAP CUT 2 universal head, ultra-fast wire loading REF. 53 57218
	TAP CUT head adaptable only to the Excelion 2000 REF. 57078
	Comfort harness REF. 56 57183
	Brush clearing harness for the 700 and 1100 batteries REF. 110283
	Carrying hook REF. 119569
	Tube of grease REF. 35749
	Alpha Ulib 1200-1500 adapter cord REF. 56 57239

BALANCED

Progressive acceleration trigger (eco mode activated by pressing twice)

Safety throttle

Carrying eyelet


Casing specially designed for engine cooling

Excelion 2000 is delivered without a cutting head, which leaves you free to choose the cutting head best suited to your needs.

Handlebar adjustment knob to suit any user
Can be folded for transport

 TAP CUT 2
Tutorial video

 Tutorial video

 3D animation video

 Marketing video

NEW TAP CUT 2 CUTTING HEAD

Planetary gear kit and its TAP CUT 2 universal head, for ultra-fast wire loading and reduced vibration (available as an option).

Aluminium transmission tube

Planetary gear

Safety casing

Interchangeable cutting head

A CUTTING HEAD FOR EACH USE

WEEDING

With no scattering of debris on loose gravel and stabilised or coated surfaces.

CITY CUT



page 50

Ref. 57098

MULCHING

Tall grass, brush.

BLADE CUT



Blade-holder head.

Ref. 57080

+



PROTECTIVE SHIELD

Ref. 111600

+



MULCHING BLADE

Ø 280 mm - Ref. 110281

SAWING

Brush or bushes.

BLADE CUT



Blade-holder head.

Ref. 57080

+



ALUMINIUM CASING

Ref. 111500

+



BRUSH CLEARING SAW

Ø 230 mm
Ref. 111700

MOWING

Brush or bushes.

BLADE CUT



Blade-holder head.

Ref. 57080

+



STANDARD CASING

Ref. 107533 - As standard

+



THREE-PRONG
BLADES

Ø 320 mm
Ref. 114700



TWO-PRONG
BLADES

Ø 320 mm
Ref. 110279

Grass and dense vegetation

MULTICUT



Wire and blade head.

Ref. 57075

+



TWO-PRONG
BLADES

Ø 255 mm
Ref. 79600



8-TOOTH BLADE

Ø 200 mm
Ref. 85176

BRUSH CUTTING

Grass and dense vegetation.

TAP CUT



Ref. 57078

TAP CUT 2



Ref. 57210 Head
+ planetary gear kit

+



TWISTED POLYAMIDE WIRE

56 m / Ø 3 mm shell - Ref. 108911
70 m / Ø 2.4 mm shell - Ref. 79601
347 m / Ø 2.4 mm spool - Ref. 79599
280 m / Ø 3 mm spool - Ref. 117453

Grass and dense vegetation

MULTICUT



Wire and blade head.

Ref. 57075

+



TWISTED POLYAMIDE WIRE

Tube of 50 strands of 20 cm Ø 2.4 mm - Ref. 79602
347 m / Ø 2.4 mm reel - Ref. 79599
70 m / Ø 2.4 mm shell - Ref. 79601

Grass and dense vegetation

ROLL CUT



Manual unwinding
wire head.

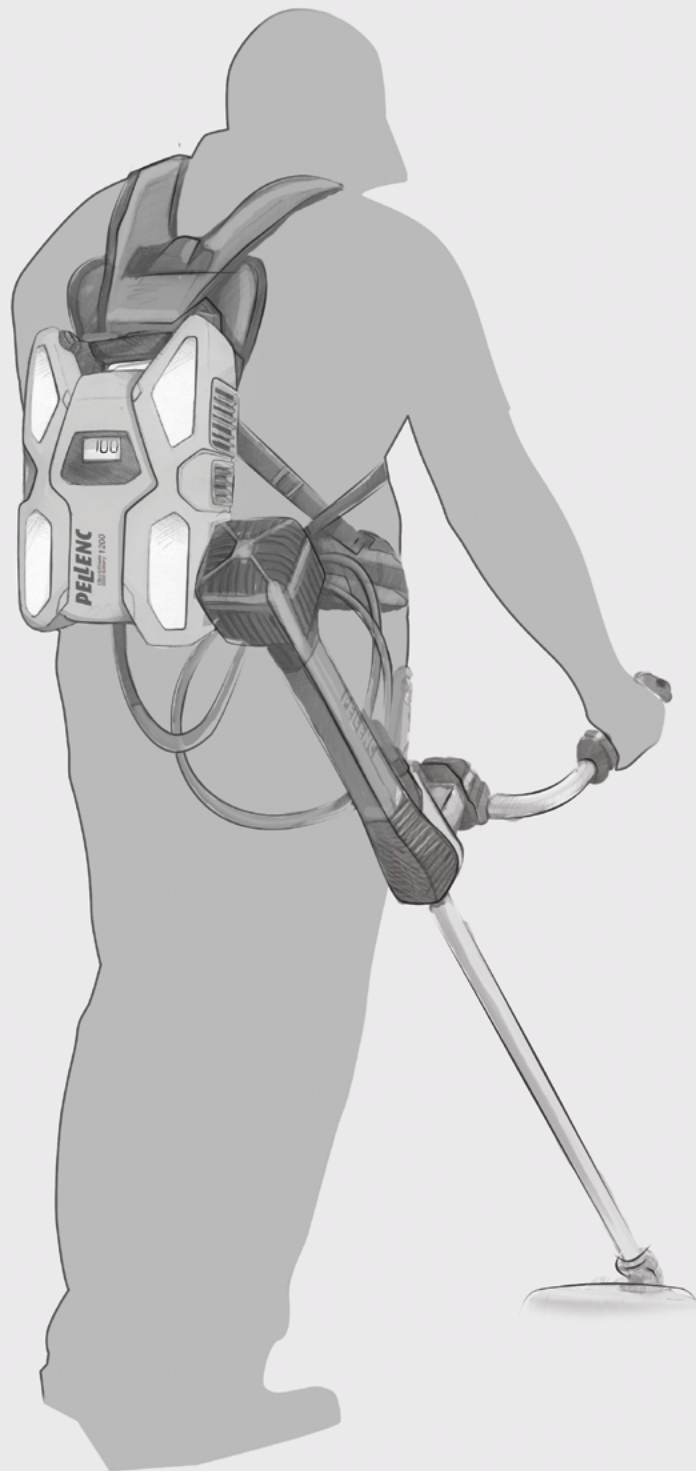
Ref. 57076

+



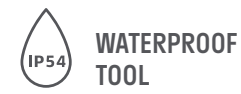
TWISTED POLYAMIDE WIRE

Ref. of TAP CUT



EXCELION ALPHA

GRASS CUTTER



2-YEAR WARRANTY



FAST

Provides a cutting diameter of 400 mm and up to 6,400 rpm with 3 mm wire.



ERGONOMIC

Carrying strap with position holding



ADAPTABLE

The counterweight can be clipped on in place of the Alpha battery so that another PELLENC battery (e.g. the 1200) can power an Alpha tool

FEATURES	
Max. power - W	900
Weight (excluding cutting tool, housing, and battery) - kg	2.5
Weight (complete tool with ALPHA CUT and housing, without battery) - kg	3.1
Max. rotational speed - rpm	3 speeds: 4,000/5,800/6,400
Cutting diameter with ALPHA CUT - mm	Ø 400
Wire loading with ALPHA CUT - Ø 2.4 and Ø 3 mm	3.5 m
Progressive trigger	Yes
Cutting heads	ALPHA CUT
*Battery life with the 260 battery	40 min to 1 hr 45
*Battery life with the 520 battery	1 hr 30 to 3 hrs 30
Total tool length (battery > cutting head) - cm	189

ACCESSORIES	AVAILABLE AS AN OPTION
	Alpha W26 counterweight Weight: 2.6 kg. The counterweight can be clipped on in place of the Alpha battery so that another PELLENC battery (e.g. the 1200) can power a tool. REF. 56 57195
	Quick connector cord/ULiB 400-700-1100 + adapter plate REF. 56 57237
	Quick connector cord/ULiB 1200-1500 + adapter plate REF. 56 57238

*Overall working time for average professional use. This time includes the tool stops inherent to the work.

POWERFUL, STRAIGHTFORWARD, AND FAST



Carrying strap on the shoulder with a pectoral support that prevents strain on the neck.




For mowing tall grass, embankments, ditches, finishing work.

- [▶ Tutorial video](#)
- [▶ 3D animation video](#)
- [▶ Marketing video](#)

*Insulated Metallic Substrate

HELION ALPHA

HEDGE TRIMMER



2-YEAR WARRANTY



FAST

Mechanics and hedge trimmer blades designed for large cuts with 33 mm tooth opening and 23 mm height.



ERGONOMIC

Offset hedge trimmer blades for a better working position



ADAPTABLE

The counterweight can be clipped on in place of the Alpha battery so that another PELLENC battery (e.g. the 1200) can power an Alpha tool

FEATURES	HEDGE TRIMMERS
Max. power - W	900
Weight (without battery) - kg	3.75
Tool length when folded - cm	140
Total tool length - cm	235
Cutting speed - cuts / min	3 speeds: 3,200/3,500/3,800
Available cutting length - cm	51
Tooth opening - mm	33
Tine spacing - mm	40
Tooth height - mm	23
Tooth thickness - mm	2.25
*Battery life with the 260 battery	2-3 hrs
*Battery life with the 520 battery	4-6 hrs

ACCESSORIES	AVAILABLE AS AN OPTION
	Alpha W26 counterweight REF. 56 57195
	Quick connector cord/ULiB 400-700-1100 + adapter plate REF. 56 57237
	Quick connector cord/ULiB 1200-1500 + adapter plate REF. 56 57238

*Overall working time for average professional use. This time includes the tool stops inherent to the work.

- Average measured sound power level (K uncertainty=3 dB) $L_{WA} = 96$ dB

- Weighted sound pressure emission level at the measured workstation (K uncertainty=3 dB) $L_{pA} = 82$ dB

Vibration emission values at the handles (K uncertainty=1.5 m/s²) $a_h = 3.4$ m/s²

HELION ALPHA



[▶ 3D animation video](#)

[▶ Marketing video](#)

*Insulated Metallic Substrate

HELION 2 AND TELESCOPIC HEDGE TRIMMER



WATERPROOF
TOOL

2-YEAR WARRANTY



PRODUCTIVE

Power and cutting quality



LIGHTWEIGHT

3.5 kg



ERGONOMIC

Quick Switch
Fast Connector



TOUGH

Anti-lock
system

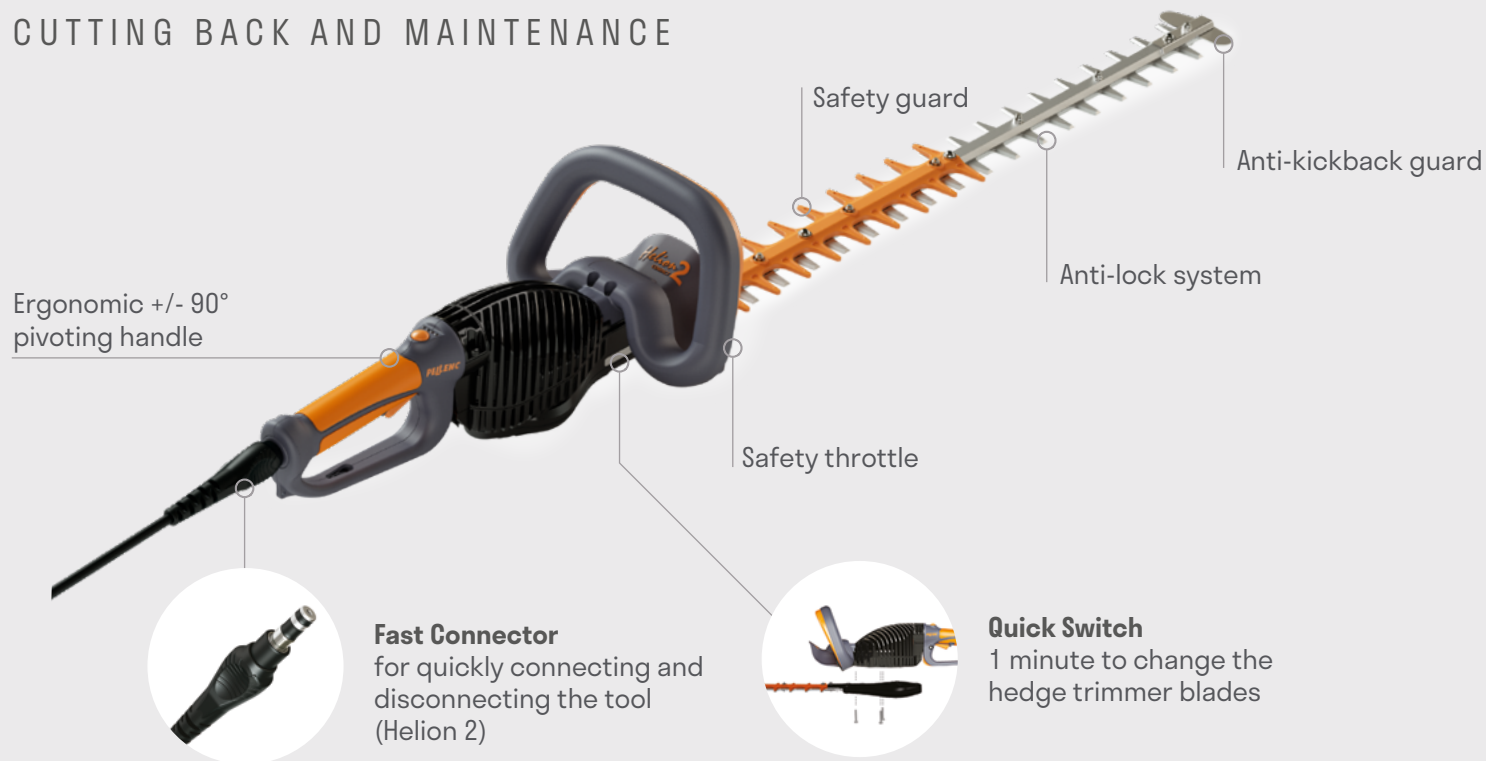
FEATURES	HELION 2	HELION TELESCOPIC
Weight (with 63 cm hedge trimmer blade) - kg	3.5	4.3
Cutting speed - cuts/min.	3,200 to 3,800	3,200 to 3,800
Tooth opening - mm	33	33
Tine spacing - mm	40	40
5-notch pivoting handle	+/-90°	-
Sound pressure level (L_{pA}) - dB(A)	80	83
Guaranteed sound power levels (L_{WA}) - dB(A)	92	96
Front/rear handle vibration level (a_{hr}) - m/s ²	3/3.4	3.9/3.4

ACCESSORIES	AVAILABLE AS AN OPTION
HELION 2 COMPACT	
	R4* 27 cm hedge trimmer blades REF. 56096
	R4* 51 cm hedge trimmer blades REF. 56205
	R4* 63 cm hedge trimmer blades REF. 56206
	R4* 75 cm hedge trimmer blades REF. 56207
	Fast connector cord REF. 116586
HELION TELESCOPIC T150/200	
	R3** 27 cm hedge trimmer blades REF. 57029
	R3** 51 cm hedge trimmer blades REF. 56202
	R3** 63 cm hedge trimmer blades REF. 56203
	R3** 75 cm hedge trimmer blades REF. 56204
	Counterweight for the HELION TELESCOPIC, to be fitted with the carrying kit (equipped as standard) REF. 86669
HELION 2 COMPACT / HELION TELESCOPIC T150/200	
	Alpha Ulib 1200-1500 adapter cord REF. 56 57239
	Grease cartridge REF. 115174
	Biodegradable cleaner for resin REF. 121633

* R4 hedge trimmer blades compatible with HELION 2 available in 27, 51, 63, 75 cm.

** R3 hedge trimmer blades compatible with HELION TELESCOPIC available in 27, 51, 63, 75 cm.

CUTTING BACK AND MAINTENANCE



HELION TELESCOPIC T150/200 with R3 51 cm hedge trimmer blades



INTERCHANGEABLE HEDGE TRIMMER BLADES



27 cm | 51 cm | 63 cm | 75 cm



Deflector (adaptable to the 63 cm hedge trimmer blades)

- [▶ Tutorial video](#)
- [▶ 3D animation video](#)
- [▶ Marketing video](#)

PRUNION

PRUNING SHEARS



EASY TO HANDLE

Adapts to your pruning style thanks to its range of operating modes
Suitable for all hand sizes



PRODUCTIVE

Intensive pruning



OPTIMISED TIME

Optical trigger
The safety guard can be opened without tools
Keep working while alternating between two tools



LIGHTWEIGHT

0.860 kg

FEATURES

Prunion weight - kg	0.860
Blade opening - mm	67
Cutting diameter - mm	45

LIGHTWEIGHT, ROBUST, AND POWERFUL



MULTIFUNCTION WITH ULiB 250

2 connector sockets for working with 2 tools



COMPACT WITH ULiB 150P



- [Tutorial video](#)
- [3D animation video](#)
- [Marketing video](#)

POLES FOR THE PRUNION

NEW

PRUNING SHEARS



ERGONOMIC

Handle designed for one-handed control. Enables a comfortable working position (arms relaxed).

Prune up to a height of 4 m



LIGHTWEIGHT

Robust and lightweight aluminium tube (1.6 kg or 1.87 kg depending on the model).



ADAPTABLE

Compact Prunion cutting head, for good visibility and good penetration into the tree.

2 poles to choose from: 1.50 m or 2 m



PRODUCTIVE


Mounting the Prunion pruning shears on the pole takes less than 1 minute, no tools required.

High performance battery for a full day's work.


FEATURES

1.5 m pole - kg	1.6
1.5 m pole + Prunion - kg	2.36
2 m pole - kg	1.9
1.5 m pole - kg	2.66

LIGHTWEIGHT, ROBUST, AND POWERFUL



Assembly takes less than 1 minute, no tools required.



[▶ 3D animation video](#)

[▶ Marketing video](#)

SELION M12

CHAINSAW PRUNER

UPDATED

2-YEAR WARRANTY



MULTIFUNCTION

Dedicated to pruning in green spaces, fruit growing, olive growing, and vine growing
Can be used in combination with the PRUNION pruning shears on the 250 battery



PRODUCTIVE

New software for even more precise cutting



SAFE

Electronic chain brake
Electronic anti-kickback



LIGHTWEIGHT

Less than 2 kg






FEATURES

Weight with cord - kg	1.95
Power - W	1,200
Motor speed - rpm	5,400
Chain speed - rps	10.3
Sound pressure level (L_{pA})* - with K uncertainty $p_A = 3.0$ dB(A)	84
Guaranteed sound power level (L_{WAcd})**	98
Vibration level (a_{rv})* - with Kd uncertainty = 1.5 m/s ²	< 2.5
Carving guide REF. 80343	6"/15 cm
OREGON chain REF. 71550	1/4" - 25AP - 1.3 mm - 42E

* Noise and vibration measurements according to EN 60745-1 and EN 60745-2-13.

** According to Directive 2000/14/EC.

ACCESSORIES AVAILABLE AS AN OPTION

	6"/15 cm anti-kickback guide REF. 78790
	6"/15 cm precision guide REF. 138788
	1/4"/1.1 mm precision chain - 41 E REF. 138880
	Biodegradable chain and chainsaw oil REF. 116688
	Alpha Ulib 1200-1500 adapter cord REF. 56 57239

FAST AND EASY TO HANDLE



[▶ 3D animation video](#)

[▶ Marketing video](#)

SELION C21 HD

CHAINSAW PRUNERS

UPDATED

2-YEAR WARRANTY



SAFE

Electronic chain brake
Electronic anti-kickback



ERGONOMIC

Weighs only 2.55 kg
Quick connector system



POWERFUL

Up to 2 kW
New software for even more precise cutting

FEATURES







Weight with cord - kg	2.55
Power - W	2,000
Chain speed - m/s	14.5
Motor speed - rpm	6,200
Sound pressure level (L_{pA})* - with K uncertainty $p_A = 3.0$ dB(A)	85
Guaranteed sound power level (L_{WAcl})**	100
Vibration level (a_h)* - with Kd uncertainty = 1.5 m/s ²	2.54
Standard light guide REF. 72884 as standard	11" - 28 cm
OREGON chain REF. 81794 as standard	1/4" / 25AP / 1.3 mm / 70E

* Noise and vibration measurements according to EN 60745-1 and EN 60745-2-13.

** According to Directive 2000/14/EC.

ACCESSORIES

AVAILABLE AS AN OPTION

	Carving Guide 11" 28 cm REF. 80344
	Precision Guide 10.4" 27 cm REF. 145550
	Precision Chain 1/4" 1.1 mm - 67E REF. 145589
	Biodegradable chain and chainsaw oil REF. 116688
	Quick connector cord/ ULiB 400-700-1100 + adapter plate REF. 56 57237
	Quick connector cord/ ULiB 1200-1500 + adapter plate REF. 56 57238

LIGHTWEIGHT AND PRECISE FOR INTENSIVE USE



[▶ 3D animation video](#)

[▶ Marketing video](#)

SELION TELESCOPIC CHAINSAW PRUNERS

UPDATED

2-YEAR WARRANTY



LIGHTWEIGHT
Less than 3.5 kg



PRODUCTIVE
Up to 1.2 kW
New cutting and guidance software for even more precise cutting
Steel tilting system
Electronic chain brake



DURABLE
New steel tilting system

FEATURES	T175/225	T220/300
Weight with cord - kg	3.25	3.6
Power - W	1,200	1,200
Chain speed - m/s	10.3	10.3
Sound pressure level (L_{pA})* - with K uncertainty $p_A = 3.0$ dB(A)	82	80
Guaranteed sound power level (L_{WA})**	93	94
Vibration level (a_h)* - with Kd uncertainty = 1.5 m/s ²	0.52	0.44
Precision Guide REF. 138823 as standard	9.4" - 24 cm	
Precision Chain REF. 138883 as standard	1/4" - 1.1 mm - 55E	

* Noise and vibration measurements according to EN 60745-1 and EN ISO 11680-2.

** According to Directive 2000/14/EC.

ACCESSORIES AVAILABLE AS AN OPTION

	Carving Guide 6" 15 cm REF. 80343
	1/4" - 25AP - 1.3 mm - 42E OREGON chain REF. 71550
	Standard light guide 10" 25 cm REF. 66756
	OREGON chain 1/4" - 25AP 1.3 mm - 58E REF. 64486
	Precision guide 6" 15 cm REF. 138823
	1/4"/1.1 mm precision chain - 41 E REF. 138883
	Biodegradable chain and chainsaw oil REF. 116688
	Alpha Ulib 1200-1500 adapter cord REF. 56 57239

STRAIGHTFORWARD AND PRECISE



[▶ 3D animation video](#)

[▶ Marketing video](#)

CITY CUT

CUTTING HEAD



SAFE

No dangerous scattering of debris: can be used in populated areas
 Does not damage street furniture
 Does not harm plants
 Avoids the creation and inhalation of dust



FAST

The cutting head can be changed in 20 seconds



Unique counter-rotating technology



PRODUCTIVE

400 linear metres/hour of weeding
 Use in eco mode is recommended
 Flexible head for more efficient work.
 Durable blades



Certificate for low debris scattering issued by KWF, a German laboratory

FEATURES	
Weight - kg	1.6
Cutting diameter (Ø mm)	230
Tool compatibility	EXCELION 2000

ACCESSORIES	AVAILABLE AS AN OPTION
	City Cut Blades Kit REF. 53 72884

UNIQUE COUNTER-ROTATING TECHNOLOGY



Interchangeable heads for the EXCELION 2000 range

ADAPTABLE TO EXCELION 2000



The counter-rotational movement and shape of the blades protect street furniture, as well as nearby cars and plants.

TECHNOLOGY THAT LIMITS THE SCATTERING OF DEBRIS

ECO MODE RECOMMENDED
(flashing LED)

[Tutorial video](#)

[3D animation video](#)

[Marketing video](#)

CULTIVION

SOIL CULTIVATOR



PRODUCTIVE

Exceptional working speed
Less strain on the user



MULTIFUNCTION

A blade for each application

2-YEAR WARRANTY



FEATURES	
Weight (kg)	3.1
Tool speed - (strokes/min)	800 to 885
Number of blades	5
Front handle vibration level (a_h) - m/s ²	14.4
Rear handle vibration level (a_h) - m/s ²	10.2
22 cm blade - For working on the surface, weeding REF. 84125	-

ACCESSORIES	AVAILABLE AS AN OPTION
	16 cm blade for medium and deep work REF. 81251
	16 cm V-shaped blade for working on hard soil and furrows REF. 83849
	8 cm blade for finishing work, with reduced vibration REF. 100422
	22 cm blade for wide and deep work REF. 79779
	Blade attachment kit that makes it easier to change blades REF. 101003
	Alpha Ulib 1200-1500 adapter cord REF. 56 57239

EXCEPTIONAL WORKING SPEED



Ergonomic handle

5 quickly interchangeable blades

Front handle with quick adjustment

22 cm weeding blade as standard

CONTINUOUS MODE RECOMMENDED
(pull the trigger during power-up)

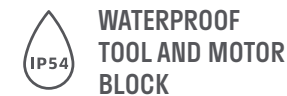
[▶ Tutorial video](#)

[▶ 3D animation video](#)

[▶ Marketing video](#)

AIRION 3

ELECTRIC BLOWER



2-YEAR WARRANTY



POWERFUL

Actual air flow rate of 920 m³/h



ERGONOMIC

Perfectly balanced in use



QUIET

Only 79 dB



LIGHTWEIGHT

Just 2.5 kg

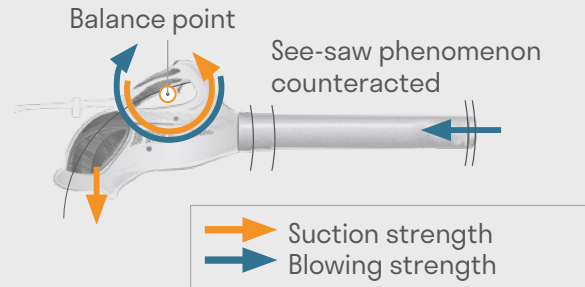
FEATURES	
Effective thrust* - (N)	17.5 (boost)/13.5 (speed 4)
Max. power - W	940
Weight of the tool with the cable - kg	2.7
Weight of the tool without the cable - kg	2.45
Actual weight of the tool in use - kg	2.55
Actual air flow rate with round nozzle** - m ³ /h	920 (boost)/815 (speed 4)
Maximum airflow speed with round nozzle** - m/s	63 (boost)/55 (speed 4)
Maximum airflow speed with flat nozzle - m/s	69 (boost)/60 (speed 4)
Sound pressure level (L _{pA})** - dB(A)	79
Guaranteed sound power level (L _{WA})*** - dB(A)	92
Sound pressure level at 15 metres* - dB(A)	< 65
Vibration level*** - m/s ²	< 2.5 (0.5 actual)
Battery life with the ULiB 1500****	Up to 6 hrs

ACCESSORIES	AVAILABLE AS AN OPTION
	Flat nozzle REF. 122865
	Ergo nozzle REF. 131967
	Scraper nozzle REF. 132728
	260-520 Alpha/ULiB 1200-1500 quick connector cord + adapter plate REF. 57238
	ULiB 400-700-1100 quick connector cord + adapter plate REF. 57237
	Carrying strap for AIRION 3 adaptable to comfort harnesses REF. 137018

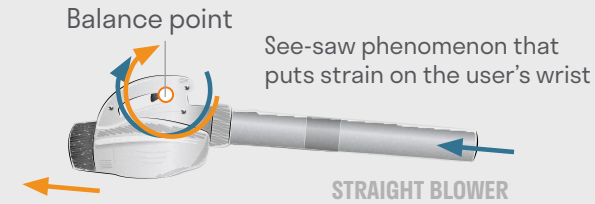
* According to standard ANSI/OPEI B175.2-2012. ** With nozzle diameter of 75 mm. *** Values determined according to the acoustic measurement standards NF EN ISO 11203, NF EN ISO 3744 and NF EN ISO 4871. **** Vibration emission value according to NF EN 60745-1: 2009 - Kd uncertainty = 1.5 m/s² ***** For information purposes: the times were observed in actual working time, including breaks. Battery life is influenced by the nature of the work carried out.

ULTRA ERGONOMIC

AIRION 3 BLOWER



OTHER BLOWERS



[▶ Tutorial video](#)

[▶ 3D animation video](#)

[▶ Marketing video](#)



Quick connector system
Enables quick connection and disconnection of the tool and the battery.



Battery life indicator
Activated by pressing and holding the speed button. The LEDs flash and display the remaining battery life in 25% increments.

CLEANION SWEEPER



PRODUCTIVE

Suitable for indoor use



ERGONOMIC

Perfectly balanced in use



MULTIFUNCTION

A variety of uses: brush, blade, pushing and collecting leaves



COMPACT

Compact storage position



QUIET

70 dB

FEATURES

Weight - kg	99
Working width - cm	100
Max. power - W	1,400
Rotational speed of the brush - rpm	100 to 200 rpm
Battery life in terms of surface area - m ²	7,000 with the 1500 battery 5,600 with the 1200 battery
Battery life - hrs	5 hrs with the 1500 battery 4 hrs with the 1200 battery
Ease of handling (Zero turn)	YES
Sound pressure level (L _{pA}) - dB(A)	70
Guaranteed sound power level (L _{WA}) - dB(A)	87



WATERPROOF
TOOL

2-YEAR WARRANTY

ACCESSORIES

AVAILABLE AS AN OPTION

	Snow plough blade REF. 57160
	Anti-scatter cover REF. 57161
	Tilting collection box REF. 57162
	Leaf plough blade REF. 57163
	Holder kit for the 750, 1200, and 1500 batteries. REF. 142620
	Alpha Ulib 1200-1500 adapter cord REF. 56 57239

COMPACT AND MULTIFUNCTION



DEMONSTRATION TOOLS PACK

It is essential to order your demo tool pack every year.























A demonstration pack in good condition and with the latest up-to-date tools is essential to give quality demonstrations.

Your demo tool pack must be renewed every year. Remember to offer loans of tools from your demo pack from the previous year.



CORRESPONDENCE TABLE OF BATTERY-TO-TOOL CONNECTION CABLES

								
57237	57238	57239	57245	132200	57183	57194	139091	57195

					
		RASION BASIC	RASION EASY 2 RASION SMART 2		
					
700 / 1100 132200			57245 139091	57237	57237 57195
					
750/1200/1500	57239 57183	57239		57238 57183	57238 57195 57183
					
260 / 520	57239 57194	57239 57194	57194	57238 57194	

 Tutorial video

TIPS FOR DEMONSTRATORS

PELENC EXPERTS AT YOUR SIDE



ULIB 1200/1500



It can be seen at night!



After a long press on both buttons, the display flashes.

The rapid power-on can be activated from the upper or lower position, so it is always within easy reach.



Reversible!

The tool can be plugged into the lower socket, e.g. for working with a blower, or the upper socket for a hedge trimmer.



98% of the lithium-ion cells are recyclable.



COMFORT HARNESS



Adjust the backbone of the harness according to the user's height and type of work to be done. A high position is recommended, however, except for work requiring the arms to be in a raised position or the body leaning forward (in that case, lower the battery position a little).



Start adjusting the straps from bottom to top. Proper adjustment considerably reduces the weight on the back.



Finish by adjusting the return straps, which are designed to hold the battery firmly on the back.



EXCELION 2000



Eco mode recommended, activated by pressing twice on the acceleration trigger.



The acceleration trigger is progressive.



Ultra-fast wire loading with the Tap Cut 2. The Tap Cut 2 head kit + planetary gear enables the use of other wire cutting heads.



If you want to avoid inadvertently switching to eco mode, it can be deactivated by holding the trigger down when the power is turned on.



EXCELION ALPHA



Do your demos in tall grass to show the power of the tool, play around with the different speeds.



Start your demos with a 260 battery.



Speed 1 is recommended for finishing work as well as weeding to limit scattering debris.

Speed 3 is recommended for cutting after the wire has been replaced.



The handle can be adjusted to make it easier to work on slopes.



RASION 2

Adapt your cutting speed to the type of work to be done

- Maintenance mowing: lower the speed of the blades and increase the ground speed
- Difficult conditions (tall grass): increase the speed of the C3 blades and reduce the ground speed by 2 km/h.



C1 Maintenance cutting, speed 1 is suitable if there is a noise constraint. Dry grass, height <5 cm























C2 Maintenance cutting, speed 2 is suitable if there is a noise constraint. Wet grass, height between 5 and 10 cm



C3 Mulching, ejection. Wet and heavy grass, height between 10 and 15 cm



C4 Difficult collection conditions and fast ground speeds. Dry grass

 4 speeds - 1600 W			
C1 3,000 rpm		 87 dB	
C2 3,666 rpm		 89 dB	
C3 4,333 rpm		 91 dB	
C4 5,000 rpm		 93 dB	
			

The boost function is activated by pressing the trigger twice.

TIPS FOR DEMONSTRATORS

PELLENC EXPERTS AT YOUR SIDE



CITY CUT



It can be tilted to one side or the other as needed.



For optimal efficiency and ergonomics, hold the City Cut head at a 28° or 51° angle, depending on the working direction.



Working in eco mode (LED flashing on the handle) avoids scattering debris and reduces wear on the dual blades while ensuring battery life of more than one working day.



The City Cut head can be attached in less than 20 seconds!



AIRION 3

Remember to use the nozzles in accordance with the work to be done:



Flat nozzle for more speed with a controlled air flow, for blowing under cars or moving leaves stuck to wet ground.



Ergonomic nozzle to reduce the strain on your wrist, so you can work effortlessly for several hours and move a large volume of leaves.



Scraper nozzle for scraping the ground and lifting dirt.



HELION ALPHA



For optimal storage, fold the tool 180°, a safety device is then activated and prevents the cutting bar from starting.



Choice of speed:

- Speed 1 for deciduous shrubs and large diameter cuts.
- Speeds 2 and 3 for annual pruning.



HELION 2



Choice of hedge trimmer blades:

- 51 and 63 cm blades for cutting back hedges from November to January or for maintaining narrow hedges and finishes,
- 75 cm blade for maintaining wide hedges and finishes,
- 27 cm blade for topiaries.



Choice of speed:

- Speeds 1 and 2 for cutting back
- Speeds 3 and 4 for finishing



Enables cutting diameters up to 3 cm



SELION G21



For better working comfort, remember to thread the wire through the strap loops and then in the strap provided.



Opt for the 250 battery, which is very light and has a battery life of 40 min to 2 hrs.

CLEANION



Use the collection box for heavy waste such as sand or gravel.

CULTIVION



Use the 22 cm weeding blade at speed 1



There are 9 tilting angles to choose from for better working comfort and improved productivity



Continuous mode recommended (hold the trigger down during power-on)



Do not hold the tool firmly, let it do the work by pulling

PRUNION



Use progressive mode to adjust the cutting precision with the pressure of your finger.

TAILOR-MADE SERVICES PELLENC EXPERTS AT YOUR SIDE


To deliver optimal service quality to our 500,000 customers around the world, PELLENC fosters a close relationship by maintaining regular links with all those in our network. To that end, we undertake many actions and processes at the international level.



A NETWORK OF TRAINERS MOBILISED IN THE FIELD

PELLENC distributors are first and foremost ambassadors for the brand and its products. To assist them and bolster their expertise for the benefit of customers, they are trained by technical inspectors with extensive field experience. **This system provides an appropriate solution for the end-user and ensures a consistent approach based on the specific needs of the market.**

To make sure customers get the most out of their PELLENC machines, the company has also developed training modules for operators, given jointly by PELLENC and our distributors. Our Spanish subsidiary has set up **a driving school** to better help operators get used to handling the machines.



EFFICIENT AFTER-SALES SERVICE

PELLENC's after-sales service not only meets the immediate needs of users but also takes into account **their feedback in improving existing products and designing new ones.**


To guarantee users a "manufacturer quality" servicing of their machines, PELLENC has recently redesigned its maintenance process. When PELLENC users entrust their machines to certified Pro Activ' Maintenance distributors, they can be sure of finding certified professionals who know what points to check, work with original parts, and use the appropriate tools.



A REPLACEMENT PARTS SERVICE THAT RESPONDS TO YOUR NEEDS FAST

With stock-on-hand worth €30 million and Industry 4.0 processes, the rate of orders met with shipments of PELLENC replacement parts is over 98%; a very high service rate.

When machines are taken out of use for servicing, the many replacement parts directly available from our distributors lets PELLENC minimise downtime and keep the machine in use as much as possible throughout the seasons.



TURNKEY FINANCING SOLUTIONS

For any information about our financing solutions, please contact us: solutions.finances@pellenc.com

PELLENC

NATURE IS OUR DRIVER

   www.pellenc.com

PELLENC SAS

Quartier Notre Dame, 84120 Pertuis, France

Tel. +33 (0)4 90 09 47 00 - Fax: +33 (0)4 90 09 64 09

Simplified joint-stock company under French law (S.A.S.) with registered capital of €20,848,320 - SIRET 305 061 186 00014 - VAT no. FR 16 305 061 186

E-mail: contact@pellenc.com - www.pellenc.com